


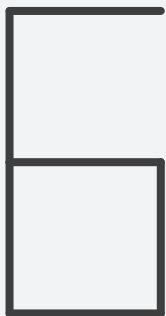


matatalab





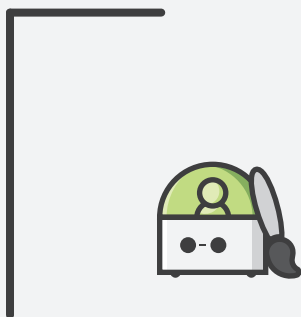
4

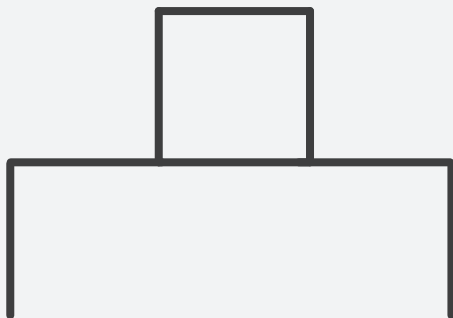


4

4








2

2



The workspace contains the following blocks in two rows:

- Row 1: Up arrow, Down arrow, 150° rotation, Up arrow, Down arrow. Below the first two arrows is a blue '2' block. Below the 150° rotation is an orange '150°' block. Below the last two arrows is a blue '2' block.
- Row 2: Up arrow, 30° rotation, Up arrow, Down arrow, Down arrow. Below the first two arrows is an orange '30°' block.

Below the workspace are five grey dots.



A programming workspace with a sequence of blocks: a green 'up' block, a green 'right' block with a '135°' orange label, a green 'up' block, a green 'left' block with a '135°' orange label, a green 'up' block, and a green 'left' block with a '45°' orange label. Below this sequence is a green 'down' block and a grid of dots.





A coding workspace with a sequence of five green blocks: up, left 150 degrees, up, right 150 degrees, up. Below are two empty rows of dots for drawing.



A coding workspace with a sequence of commands and a drawing grid. The commands are: a green square with an up arrow and a blue box with the number '2'; a green square with a down arrow; a green square with a left arrow and three dots, and an orange box with '45°'; a green square with an up arrow; a green square with a down arrow; and a green square with a left arrow and three dots, and an orange box with '72°'. Below the commands is a drawing grid with a green square containing an up arrow in the top-left cell, and a 5x2 grid of dots below it.








A coding workspace with a sequence of commands and a drawing area. The commands are:

- Up arrow
- Down arrow
- Right arrow with three dots
- Up arrow
- Left arrow with three dots
- Up arrow

Below the commands is a blue box with the number 2. Below that is a green box with a down arrow, followed by a blue box with the number 2. The drawing area contains a grid of dots.



4



A coding workspace with a sequence of five green blocks: up arrow, right arrow with three dots, up arrow, right arrow with three dots, and up arrow. The first and last blocks have a blue '2' below them. Below the blocks is a 2x6 grid of dots.

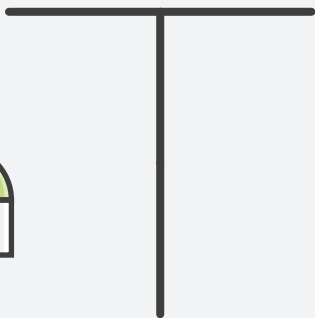


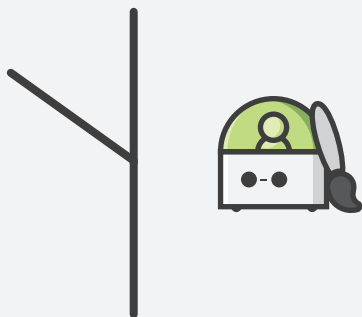
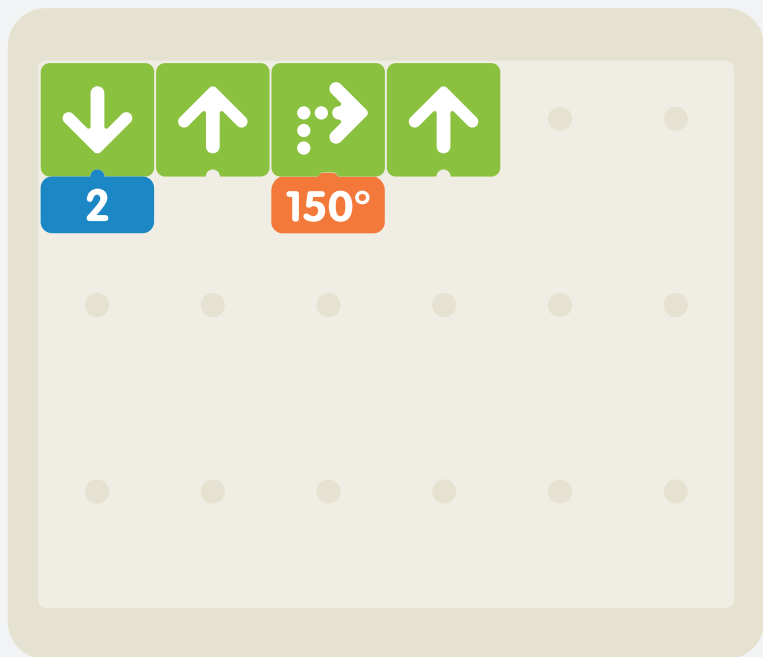
A coding workspace with a sequence of five blocks: up arrow, loop with play, up arrow, right arrow with dots, and loop with square. A blue block with the number 4 is below the first loop block. Below the blocks is a 2x6 grid of dots.



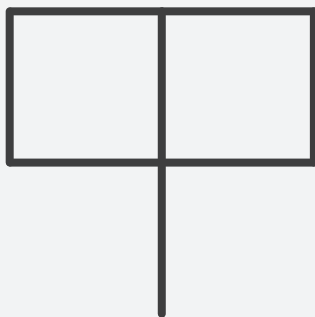
3







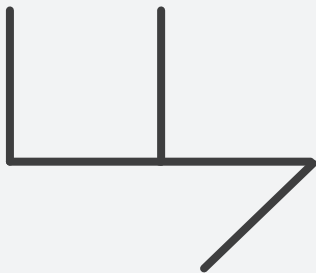
A coding workspace with a grid of colored blocks. The top row contains four blocks: a dark green block with a circular arrow and play button icon, a light green block with an upward arrow icon, a light green block with a rightward arrow and three dots icon, and a dark green block with a circular arrow and square icon. Below the first two blocks are blue number blocks with the numbers 4 and 2. The second row contains four light green blocks: an upward arrow icon, a leftward arrow and three dots icon, an upward arrow icon, and a downward arrow icon. Below the fourth block of the second row is a blue number block with the number 3. The background is a light beige color with a grid of small dots.




A coding workspace with a sequence of blocks: up 2, down, 45 degree turn, up, down 2. The workspace has a grid of dots for drawing.



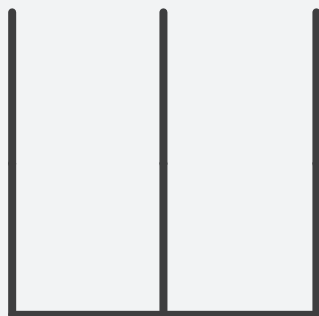
A grid of icons on a light beige background. The top row contains six green square icons: a downward arrow, a rightward arrow with three dots above it, an upward arrow, a leftward arrow with three dots above it, an upward arrow, and a downward arrow. The second row contains four green square icons: a leftward arrow with three dots above it, a downward arrow, a leftward arrow with three dots above it, and an upward arrow. Below these icons are two rows of six grey circular dots each. A red square icon with the text "45°" is positioned below the third icon in the second row.



3 2



A Scratch-style coding workspace with a light beige background. The workspace contains two rows of blocks. The top row consists of four blocks: a yellow 'f_n' block, a green 'right arrow' block, another green 'right arrow' block, and another yellow 'f_n' block. The bottom row consists of six blocks: a yellow 'f_n' block, a green 'up arrow' block with a blue '2' block below it, a green 'left arrow' block, another green 'up arrow' block, another green 'left arrow' block, and a final green 'up arrow' block with a blue '2' block below it. There are two grey dots in the top row and six grey dots in the bottom row, representing a sequence of blocks.

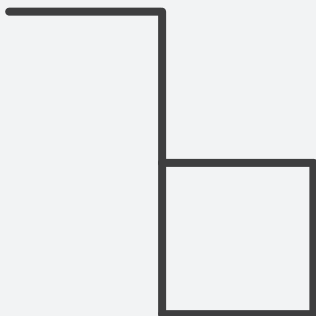
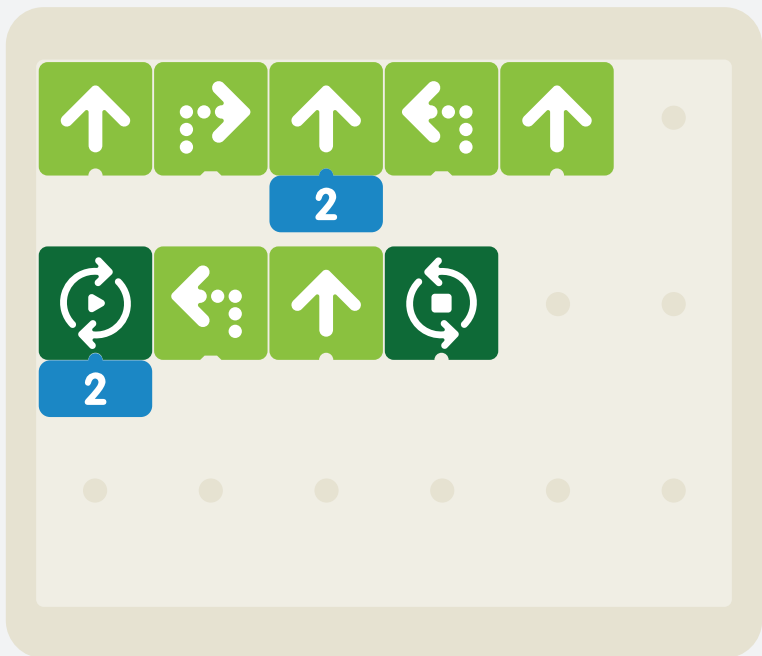


2

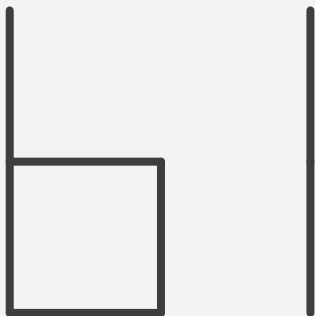
45°


2



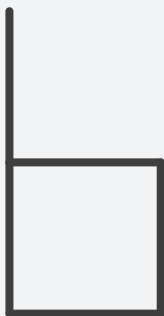


A Scratch-like coding workspace with a sequence of blocks. The first row contains three green 'up' blocks. The second row contains a dark green 'repeat' block with a play button icon, a green 'right' block, a green 'up' block, and a dark green 'repeat' block with a square icon. A blue block with the number '3' is attached to the first 'repeat' block. The workspace has a grid of dots for alignment.





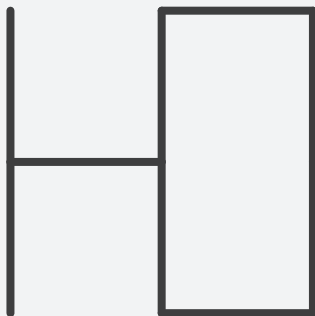
A 5x2 grid of programming blocks. The top row contains five blocks: a green block with an upward arrow, a green block with a circular arrow and a play button, a green block with an upward arrow, a green block with a leftward arrow and three dots, and a dark green block with a square and circular arrows. A blue block with the number '4' is positioned below the second block. The rest of the grid is empty with light gray dots.



2



A sequence of green directional buttons arranged in three rows. The first row contains: up, down, left with three dots, up, left with three dots, up. A blue box with the number '2' is positioned below the first button. The second row contains: right with three dots, up, left with three dots, down, right with three dots, down. A blue box with the number '2' is positioned below the fourth button. The third row contains: left with three dots, followed by five grey dots.



A coding workspace with a grid of green blocks. The top row contains six blocks: an upward arrow, a leftward arrow with three dots, an upward arrow, a leftward arrow with three dots, an upward arrow, and a rightward arrow with three dots. Below the first block is a blue block with the number '2'. The second row contains three green blocks: a downward arrow, a leftward arrow with three dots, and an upward arrow. Below the second block is an orange block with '45°'. The workspace has a light beige background with a grid of dots.

